

# Southwest Fuel & Convenience Expo 2025

June 9-11, 2025

FORT WORTH CONVENTION CENTER



## ELECTRICAL & PLUMBING

ORDER ONLINE TODAY!

Take advantage of discounted rates!

Order your electrical & plumbing services online by

05 / 19 / 2025

[ORDERING.EDLEN.COM](https://ORDERING.EDLEN.COM)

Quick, secure, and easy to use!

You may receive an email to finalize your order from

[ExhibitorServices-fortworth@edlen.com](mailto:ExhibitorServices-fortworth@edlen.com)

**EDLEN**  
The Power People

Edlen Electrical Exhibition Services

1201 Houston Street, Fort Worth, TX 76102

682.410.9336 • [fortworth@edlen.com](mailto:fortworth@edlen.com) • [www.edlen.com](http://www.edlen.com)

# ORDER INSTRUCTIONS

Advance Payment Deadline Date: 05/19/25



**ELECTRICAL EXHIBITION SERVICES**  
1201 Houston Street, Fort Worth, TX 76102  
Phone: (682) 410-9336  
fortworth@edlen.com

|                   |   |                |                 |
|-------------------|---|----------------|-----------------|
| <b>EXHIBITOR:</b> |   | <b>BTH #</b>   |                 |
| <b>EVENT:</b>     | <b>Southwest Fuel &amp; Convenience Expo 2025</b> |                |                 |
| <b>FACILITY:</b>  | <b>Fort Worth Convention Center</b>               |                |                 |
| <b>DATES:</b>     | <b>June 9-11, 2025</b>                            | <b>EVENT #</b> | <b>065004FW</b> |

FOR YOUR CONVENIENCE PLACE YOUR ORDER ONLINE AT [WWW.EDLEN.COM](http://WWW.EDLEN.COM)

## COMPLETE THE STEPS BELOW TO PLACE UTILITY ORDERS

### Step 1 Complete the Method of Payment

This form must be completed and returned with the order forms below.

### Step 2 Complete Utility Order Forms as Required

- A. Electrical Order
- B. Plumbing Order

### Step 3 Review Electrical Labor Instructions

This form will help you determine if you require electrical labor in your booth.

- A. What electrical work in your booth space needs to be performed by Edlen Electricians.
- B. How power is delivered to your booth in the facility (from the floor or ceiling).
- C. What other forms are required in order to schedule and pre-pay your estimated labor cost.

### Step 4 Complete Additional Labor Forms as Required

Forms include the following:

#### A. Electrical Distribution

This form is used for the distribution of power on the floor in your booth space. The form should be completed by all island booths. Inline and peninsula booths need to provide this information only if power is required at any location other than the rear of the booth space.

#### B. Plumbing Distribution

This form is used for the distribution of air/water & drain services in your booth space. The form should be completed by all island booths. Inline and peninsula booths need to provide this information only if plumbing is required at any location other than the rear of the booth space.

### Step 5 Complete the Electrical & Plumbing Layout Forms (if applicable)

All island booths must return an electrical layout and plumbing layout (if applicable) indicating a main distribution point as well as any other locations requiring power or plumbing services. Inline and peninsula booths need to return an electrical layout only if power is needed at any other location than the rear of the booth.

# METHOD OF PAYMENT

**Advance Payment Deadline Date: 05/19/25**



**ELECTRICAL EXHIBITION SERVICES**  
 1201 Houston Street, Fort Worth, TX 76102  
 Phone: (682) 410-9336  
 fortworth@edlen.com

|                   |   |                |                 |
|-------------------|---|----------------|-----------------|
| <b>EXHIBITOR:</b> |   | <b>BTH #</b>   |                 |
| <b>EVENT:</b>     | <b>Southwest Fuel &amp; Convenience Expo 2025</b> |                |                 |
| <b>FACILITY:</b>  | <b>Fort Worth Convention Center</b>               |                |                 |
| <b>DATES:</b>     | <b>June 9-11, 2025</b>                            | <b>EVENT #</b> | <b>065004FW</b> |

## FINANCIALLY RESPONSIBLE COMPANY

|                      |            |                |  |
|----------------------|------------|----------------|--|
| <b>COMPANY NAME:</b> |            | <b>PHONE:</b>  |  |
| <b>ADDRESS:</b>      |            | <b>FAX:</b>    |  |
| <b>CITY:</b>         | <b>ST:</b> | <b>ZIP:</b>    |  |
| <b>COUNTRY:</b>      |            | <b>CELL #:</b> |  |
| <b>EMAIL:</b>        |            |                |  |

## METHOD OF PAYMENT

**All transactions require a credit card on file with proper authorization.** In addition to checks, Edlen accepts American Express, Mastercard, Visa, Discover, ACH and Wire Transfers. Indicate form of payment below.

**ACH ELECTRONIC PAYMENT TRANSFER**

*JPMorgan Chase*  
 Routing #: 322271627 Acct #: 789835573  
 Account Name: Edlen Electrical Exhibition Services, Inc

**The financial institution MUST be based in the US.** In order to avoid a transfer fee, you must notify the financial institution that you wish to make an ACH electronic payment transfer.

**BANK WIRE TRANSFER INFORMATION \***

*Domestic & International JPMorgan Chase*  
 Routing #: 021000021 Acct #: 789835573  
 Reference Address: 383 Madison Ave  
 New York, NY 10017  
 Swift Code: CHASUS33  
 Account Name: Edlen Electrical Exhibition Services, Inc

**\* Reference the Event # listed above and your Booth # on all electronic payments.**

**\* \$50 processing fee MUST be included with transfer.**

**MANUAL ORDER PROCESSING FEE \***

Orders submitted for manual processing **MUST include a \$25 processing fee.** Submit orders online instead @ [www.edlen.com](http://www.edlen.com)

**CREDIT CARD**

We will use this authorization to charge any remaining balances on your account prior to event closing. A copy of final charges will be sent to the email address provided in the payment information section.

**COMPANY CHECK**

Make check payable to: Edlen Electrical. All foreign checks must be drawn on U.S. Banks only. Check must be received before the deadline date and you must include a credit card as a guarantee. Reference the Event # listed above on your remittance.

VISA  MASTERCARD  AMEX  DISCOVER

## CHECK AND CREDIT CARD INFORMATION

|                                       |  |  |  |  |  |                    |  |                  |  |  |  |
|---------------------------------------|--|--|--|--|--|--------------------|--|------------------|--|--|--|
| <b>COMPANY NAME:</b>                  |  |  |  |  |  |                    |  |                  |  |  |  |
| <b>CHECK #</b>                        |  |  |  |  |  |                    |  |                  |  |  |  |
| <b>CREDIT CARD NUMBER:</b>            |  |  |  |  |  |                    |  | <b>EXP DATE:</b> |  |  |  |
| <b>CARD HOLDER SIGN:</b>              |  |  |  |  |  | <b>PRINT NAME:</b> |  |                  |  |  |  |
| <b>EMAIL:</b>                         |  |  |  |  |  |                    |  |                  |  |  |  |
| <b>THIRD PARTY PAYMENT? YES or NO</b> |  |  |  |  |  |                    |  |                  |  |  |  |

## CREDIT CARD ADDRESS INFORMATION IF DIFFERENT THAN INFORMATION ABOVE

|                 |              |            |             |
|-----------------|--------------|------------|-------------|
| <b>ADDRESS:</b> | <b>CITY:</b> | <b>ST:</b> | <b>ZIP:</b> |
|-----------------|--------------|------------|-------------|

## SERVICE TOTALS

|   |                        |
|---|------------------------|
| * MANUAL ORDER PROCESSING FEE                 | \$25.00                |
| * BANK WIRE TRANSFER PROCESSING FEE           |                        |
| 2. ELECTRICAL ORDER                           |                        |
| 3. ESTIMATED LABOR                            |                        |
| 4. PLUMBING ORDER                             |                        |
| <b>SUBTOTAL</b>                               |                        |
| Sales tax is due unless exemption is provided | <b>8.25% SALES TAX</b> |
| <b>TOTAL DUE</b>                              |                        |

## AUTHORIZATION



**AUTHORIZED SIGNATURE ABOVE**

**PRINT NAME ABOVE** **TODAY'S DATE ABOVE**

**By signing and placing this order, I accept all payment policies, terms and conditions outlined on all completed service order forms and the Edlen General Data Protection Regulation privacy policy.**

**ELECTRICAL EXHIBITION SERVICES**  
 1201 Houston Street, Fort Worth, TX 76102  
 Phone: (682) 410-9336  
 fortworth@edlen.com

|                   |   |                |                 |
|-------------------|---|----------------|-----------------|
| <b>EXHIBITOR:</b> |   | <b>BTH #</b>   |                 |
| <b>EVENT:</b>     | <b>Southwest Fuel &amp; Convenience Expo 2025</b> |                |                 |
| <b>FACILITY:</b>  | <b>Fort Worth Convention Center</b>               |                |                 |
| <b>DATES:</b>     | <b>June 9-11, 2025</b>                            | <b>EVENT #</b> | <b>065004FW</b> |

**FOR YOUR CONVENIENCE PLACE YOUR ORDER ONLINE AT [WWW.EDLEN.COM](http://WWW.EDLEN.COM)**

**ORDER INSTRUCTIONS**

**INLINE AND PENINSULA DELIVERY**  
 The cost of 120-Volt outlets includes delivery to one location at the rear of inline or peninsula booths. If you require the outlet(s) to be distributed to any other location(s), material and labor charges apply. There is a minimum charge of (1) hour for installation and (1/2) hour for removal. Complete and return the Electrical Distribution Form along with a floor plan layout of your booth space indicating outlet location(s).

**ISLAND BOOTH DELIVERY ONE LOCATION**  
 Island booths that need power delivered to one location incur (1) hour labor charge for installation & (1/2) hour labor charge for removal. Return a floor plan layout of your booth space indicating the outlet location with measurements and orientation.

**ISLAND BOOTH DELIVERY MULTIPLE LOCATIONS**  
 Island booths that require power to be delivered to multiple locations within their booth space incur a minimum (1) hour labor charge for installation. The removal of this work will be charged a minimum (1/2) hour or (1/2) the total time of installation. Material charges will apply. Return a floor plan layout of your booth space indicating a main distribution point and all outlet locations with measurements and orientation. If a main distribution point is not provided, Edlen will deliver to the most convenient location.

**208/480V POWER DELIVERY AND CONNECTIONS**  
 Edlen electricians must make all high voltage connections and disconnections on a time and material basis. Complete the Electrical Booth Work Form to schedule your estimated connection time and labor. Return form with your order.

**MOTOR POWER**  
 Order electrical services for motor power required on this form. If unsure of the electrical services required call for a quote.

**24 HOUR SERVICES**  
 Electricity will be turned on within 30 minutes of show opening and off within 30 minutes of show closing, show days only. If you require power at any other time order 24 hour power at double the outlet rate.

**CANCELLATIONS**  
 Credits will not be issued for services delivered and not used. See #16, 22 & 23 on Terms & Conditions for details.

**TERMS & CONDITIONS**  
 I agree in placing this order that I have accepted Edlen's payment policy and the terms and conditions of the contract.

**ELECTRICAL OUTLETS** Approximately 120V/208V A.C. 60 Cycle - Prices are for Entire Event

|  | QTY Show Hours Only | QTY 24hrs/day Double | ADVANCE PAYMENT PRICE            | REGULAR PAYMENT PRICE | TOTAL COST |
|--|---------------------|----------------------|----------------------------------|-----------------------|------------|
| <b>Add 8.25% tax</b>                             |                     |                      |                                  |                       |            |
| <b>120 VOLT</b>                                  |                     |                      |                                  |                       |            |
| 500 WATTS (5 AMPS)                               | _____               | _____                | 82.00                            | 122.00                | _____      |
| 1000 WATTS (10 AMPS)                             | _____               | _____                | 112.00                           | 168.00                | _____      |
| 2000 WATTS (20 AMPS)                             | _____               | _____                | 138.00                           | 207.00                | _____      |
| <b>208 VOLT SINGLE PHASE</b>                     |                     |                      |                                  |                       |            |
| 20 AMPS  | _____               | _____                | 192.00                           | 288.00                | _____      |
| 30 AMPS  | _____               | _____                | 237.00                           | 352.00                | _____      |
| 60 AMP   | _____               | _____                | 313.00                           | 421.00                | _____      |
| <b>208 VOLT THREE PHASE</b>                      |                     |                      |                                  |                       |            |
| 20 AMPS  | _____               | _____                | 323.00                           | 484.00                | _____      |
| 30 AMPS  | _____               | _____                | 440.00                           | 661.00                | _____      |
| 60 AMPS  | _____               | _____                | 656.00                           | 983.00                | _____      |
| 100 AMPS   | _____               | _____                | 996.00                           | 1493.00               | _____      |
| <b>TRANSFORMER(S)</b> Boost 208 Volt to 230 Volt |                     |                      |                                  |                       |            |
| Transformer (20 amp minimum charge)              |                     |                      | Total Amps: _____ x 6.35 = _____ |                       |            |

**LIGHTS** (Cost of Arm & Pole lights include power. If ordering Par Can, then order a 1000 watt outlet for each Par Can. For Par Can installation, scissor lift charges apply.)

|                          |       |       |        |        |       |
|--------------------------|-------|-------|--------|--------|-------|
| 1000 WATT PAR CAN        | _____ | _____ | 100.00 | 140.00 | _____ |
| 8' POLE LIGHT—1 FIXTURE  | _____ | _____ | 108.00 | 153.00 | _____ |
| 8' POLE LIGHT—2 FIXTURES | _____ | _____ | 124.00 | 179.00 | _____ |

**Must Pick up Items at Onsite Exhibitor Service Center. See #16 on Terms & Conditions for details.**

|                    |       |       |  |       |       |
|--------------------|-------|-------|--|-------|-------|
| 15' EXTENSION CORD | _____ | _____ |  | 32.00 | _____ |
| POWER STRIP        | _____ | _____ |  | 32.00 | _____ |

**Please call for information on any services you require that are not listed here**

|   |              |       |
|---|--------------|-------|
| <b>TRANSFER TOTAL TO BOX #2 ON METHOD OF PAYMENT FORM</b> | <b>TOTAL</b> | _____ |
|---|--------------|-------|

PRINT NAME: \_\_\_\_\_

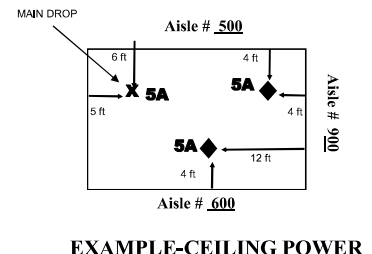
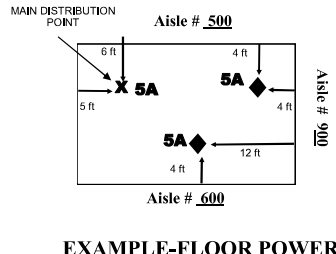
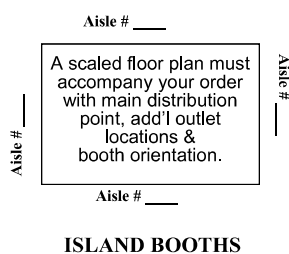
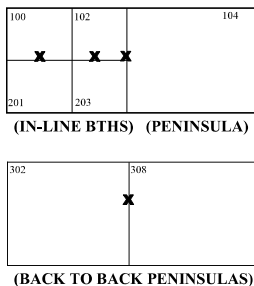
EMAIL: \_\_\_\_\_ PHONE: \_\_\_\_\_

# TERMS & CONDITIONS

1. Order with payment & floor plan (for island booths or any booth requiring distribution of electrical services) must be received no later than the deadline date on the order form for advance payment rates to apply. Orders received without payment and required floor plan will not be guaranteed advance rates. Orders received after the deadline date will be charged at the regular rate. A purchase order or photocopy of a check are not considered valid forms of payment for securing advanced rate.
2. To receive advance rates a complete order inclusive of a scaled electrical layout must be received before the advance payment deadline date. The scaled layout must match the order and include power locations and orientation. Any changes or additional services received after the deadline date will be charged the regular payment price.
3. In the event order totals are calculated incorrectly, Edlen reserves the right to make the necessary corrections and charge the corrected amount. Exhibitors will be notified by email of any such corrections.
4. Outlet rates listed include bringing services to one location at the rear of inline and peninsula booths.
5. Outlet rates listed **do not** include the connection of any equipment, special wiring, or distribution of the outlets, to other than the standard locations within the booth space. Distribution to all other locations *regardless of booth type* require labor and is performed on a time and material basis. Exhibitors are invited to contact the local Edlen office to discuss any additional costs that may be incurred.
6. A separate outlet must be ordered for each location where an electrical service is required. 5 amps or 500 watts is the minimum amount of power that can be ordered for any one location. Power must be ordered according to peak amperage ratings.
7. Island Booths - Will incur a minimum (1) hour labor charge for installation. The removal of this work will be charged a minimum (1/2) hour or (1/2) the total time of installation. Material charges will apply. Return a floor plan layout of your booth space indicating a main distribution point and all outlet locations with measurements and orientation. If a main distribution point is not provided, Edlen will deliver to the most convenient location.
8. There is a (1) hour installation and a (1/2) hour removal charge for Island Booths that require delivery to one location.
9. Labor rates are based on current wage scales and are subject to change in the event of a wage increase after rates have been published. A minimum charge of (1) hour labor will apply for all installation work. The removal of this work will be charged a minimum of 1/2 hour or 1/2 the total time of installation, plus material.
10. Edlen Supervision—A supervisory charge of at least a half (1/2) hour of the prevailing labor rate will apply.
11. For a dedicated outlet, order a 20 amp outlet.
12. No inverters, self contained power supplies or devices that convert battery power to 120 volt power allowed.
13. In the event 1000 watt overhead quartz lights cannot be mounted to existing catwalks in the convention hall, lift and labor charges will apply. Contact our local office to discuss any additional charges.
14. Edlen employees are authorized to cut floor coverings when essential for installation of services unless otherwise directed.
15. Edlen is the exclusive provider of all material and equipment used in the distribution of temporary electrical services throughout the exhibit hall including the exhibitor booth space. This material is provided on a rental basis ONLY and remains the property of Edlen. It shall be removed only by Edlen employees.
16. Any extension cords or power strips ordered on the front of this form should be picked up at the Exhibitor Service Center. Credit will not be issued for unused items.
17. Standard wall and other permanent building utility outlets or sockets are not part of a booth space and may not be used by exhibitors unless electrical services have been ordered through Edlen.
18. All equipment regardless of source of power, must comply with federal, state and local codes. Edlen reserves the right to inspect all electrical devices and connections to ensure compliance with all codes, for which labor charges can be incurred. Edlen is required to refuse connections where the Exhibitor wiring or equipment is not in accordance with electrical codes.
19. All electrical equipment must be properly tagged and wired with complete information as to the type of current, voltage, phase, cycle, horsepower, etc., required for operation.
20. All Exhibitors' cords must be a minimum of 14 gauge, 3 wire and grounded. Two (2) wire extension cords are not allowed. All exposed, non-current carrying metal parts of fixed equipment which are liable to be energized, shall be grounded.
21. Payment in full must be rendered during the event. Exhibitors ARE NOT billed for services provided. Services may be interrupted if payment is not received.
22. Credit will not be given for services installed and not used. All orders are subject to a 25% cancellation fee if cancelled in writing and received by Edlen (21) calendar days or less prior to the first contracted event move in date. Except sales tax, Edlen will not refund overpayment in amounts less than \$50.00 unless specifically requested in writing.
23. If the event is cancelled within 90 days prior to the first contracted event move-in day all orders are subject to a 25% cancellation fee. No refunds will be issued for events cancelled on or after the first contracted event move-in day.
24. Claims will not be considered or adjustments made unless filed in writing by Exhibitor prior to the close of the event.
25. Exhibitor holds Edlen harmless for any and all losses of power beyond Edlen's control, including, but not limited to, losses due to utility company failure, permanent power distribution failure, power failure caused by vandalism, faulty Exhibitor equipment or overloads caused by Exhibitor.
26. It is agreed that in the event it becomes necessary to turn this matter over to an attorney for collection, or to file a lien, or foreclosure, or otherwise, Exhibitor will pay Edlen its attorney fees or applicable agency fees.
27. A service charge of 1.5% per month on any unpaid balances will be assessed starting 10 days after date of invoice. A \$25.00 service charge will be assessed for all returned checks and credit cards. Exhibitor agrees to reimburse Edlen for all applicable rental taxes.
28. Exhibitor hereby agrees to all terms and conditions outlined on all order forms and the Edlen General Data Protection Regulation (GDPR) privacy policy which can be reviewed by visiting: <https://ordering.edlen.com/LegalNotices/Terms-Edlen-GDPR.pdf>

## COMMONLY ASKED QUESTIONS - WHERE WILL MY OUTLET BE LOCATED?

Outlets are located as depicted below for inline & peninsula booths. All other locations require labor on a time & material basis. Exhibitors with hard wall booths must make arrangements with Edlen to bring power inside the booth on a time and material basis.



**FOR OTHER COMMONLY ASKED QUESTIONS VISIT OUR WEBSITE @ [WWW.EDLEN.COM](http://WWW.EDLEN.COM)  
OR CALL THE NUMBER ON THE ELECTRICAL ORDER FORM**

# ELECTRICAL LABOR INSTRUCTIONS

Advance Payment Deadline Date: 05/19/25



**ELECTRICAL EXHIBITION SERVICES**  
1201 Houston Street, Fort Worth, TX 76102  
Phone: (682) 410-9336  
fortworth@edlen.com

|                   |   |                |                 |
|-------------------|---|----------------|-----------------|
| <b>EXHIBITOR:</b> |   | <b>BTH #</b>   |                 |
| <b>EVENT:</b>     | <b>Southwest Fuel &amp; Convenience Expo 2025</b> |                |                 |
| <b>FACILITY:</b>  | <b>Fort Worth Convention Center</b>               |                |                 |
| <b>DATES:</b>     | <b>June 9-11, 2025</b>                            | <b>EVENT #</b> | <b>065004FW</b> |

## LABOR ORDERING INSTRUCTIONS

### Step 1 Review Jurisdiction Information Below

The work outlined under Electrical Jurisdiction below must be performed by Edlen Electricians and cannot be performed by any other union or I&D House. Determine the type of work required in your booth space and complete the corresponding labor forms. The Power Delivery section indicates if power typically comes from the ceiling or the floor which may impact your booth layout.

### Step 2 Complete the Appropriate Form

There is a different form utilized to schedule labor in your booth space. This allows exhibitors to pre-pay the estimated labor cost. This is only an estimate. Final labor and/or lift cost may be greater or less depending on time required and minimum labor charges.

#### A. Electrical Distribution

This form is used for the distribution of power on the floor in your booth space. This form should be completed for all island booths. Inline and peninsula booths need to provide this information only if power is required at any other location than the rear of the booth space.

### Step 3 Return the following forms to Edlen

Electrical Order, Method of Payment, applicable Labor Forms and Electrical Layout.

## ELECTRICAL JURISDICTION

### WORK REQUIRING EDLEN ELECTRICIANS

1. Delivery of main power line to Island Booths only
2. Electrical distribution under carpet or overhead
3. Connection of all high voltage services
4. Hardwiring of any electrical apparatus
5. Installation of lighting hung from ceiling
6. Assembly & installation of lighting hung from truss
7. Motor, truss, rigging installation and cabling

## POWER DELIVERY

**Power is typically delivered from the floor** in this facility and is brought to one main distribution point. From this point it is distributed to all other locations in the booth space. Depending on the total power requirements an electrical panel may be placed at the main distribution point. Electrical panels utilize a minimum of 1'x1'6" floor space. Please call if you have any concerns.

# ELECTRICAL DISTRIBUTION

**Advance Payment Deadline Date: 05/19/25**



**ELECTRICAL EXHIBITION SERVICES**  
 1201 Houston Street, Fort Worth, TX 76102  
 Phone: (682) 410-9336  
 fortworth@edlen.com

|                   |   |                |                 |
|-------------------|---|----------------|-----------------|
| <b>EXHIBITOR:</b> |   | <b>BTH #</b>   |                 |
| <b>EVENT:</b>     | <b>Southwest Fuel &amp; Convenience Expo 2025</b> |                |                 |
| <b>FACILITY:</b>  | <b>Fort Worth Convention Center</b>               |                |                 |
| <b>DATES:</b>     | <b>June 9-11, 2025</b>                            | <b>EVENT #</b> | <b>065004FW</b> |

## ELECTRICAL DISTRIBUTION UNDER CARPET

**ALL Island booths MUST provide the information below. Inline and peninsula booths need to provide this information ONLY if power is required at any location other than the rear of the booth space.** This information allows Edlen the opportunity to expedite move-in by having your power distribution complete prior to your scheduled move-in time. Complete all of the fields below including the "Labor Estimate" Section. Edlen will make every attempt to complete the work prior to your arrival, but it can not be guaranteed.

1. Provide an Electrical Layout Form:
  - A. The electrical layout must indicate each power outlet and its location with exact measurements.
  - B. The electrical layout must reflect booth orientation. Use surrounding booth or aisle numbers.
  - C. Identify a main distribution point. Power is delivered to that point and then distributed to other locations. Inline or peninsula booths do not need to provide a main distribution point. Power will be located at the rear of the booth.
  - D. If power is only required in one location in Island booths, indicate that location with measurements on your electrical layout.
2. What date will you begin building your booth?
  - A. Date: \_\_\_\_\_ Time: \_\_\_\_\_
3. Will you be utilizing any specialty floor covering other than carpet, such as vinyl or wood?
  - A. Describe flooring: \_\_\_\_\_
  - B. Estimated date and time flooring installation will begin. Date: \_\_\_\_\_ Time: \_\_\_\_\_
4. Show site supervisor:
 

Name \_\_\_\_\_ Cell # \_\_\_\_\_

Email \_\_\_\_\_ Company \_\_\_\_\_
5. The exhibitor acknowledges there is a minimum 1 hour labor charge for the distribution of services and 1/2 hour for the removal of services. Island booths that only require power delivered to one location incur a 1 hour installation and removal charge.
6. In the event a lift is required to deliver power from the ceiling, or if the exhibitor requests power be delivered from above when it's available on the floor, lift charges will apply for installation and removal. There is a minimum 1 hour installation and 1 hour removal cost for both lift and labor. For safety reasons lifts require a 2 man crew.

| LABOR RATES AND HOURS   |  | DISTRIBUTION LABOR ESTIMATE |             |              |
|---|--|-----------------------------|-------------|--------------|
| <b>Labor Minimums</b>   | Enter a minimum of 1 hour for installation and 1/2 hour for removal. For installation labor greater than 1 hour, dismantle is 1/2 the total installation time. | <b>MAN HRS</b>              | <b>RATE</b> | <b>TOTAL</b> |
| <b>Straight Time</b>  | Monday - Friday, 8:00 AM - 4:30 PM, except Holidays.   | ST                          | \$115.00    | _____        |
|   |  | OT                          | \$172.50    | _____        |
| <b>Overtime</b>   | Monday - Friday 4:30 PM - 8:00 AM, all day Saturday, Sunday & Holidays.  | <b>SCISSOR LIFT RENTAL</b>  |             |              |
|   |  | <b>HOURS</b>                | <b>RATE</b> | <b>TOTAL</b> |
|   |  | _____                       | \$179.00    | _____        |
| <b>TRANSFER ESTIMATED TOTAL TO BOX #3 ON METHOD OF PAYMENT FORM</b> |  | <b>ESTIMATED TOTAL</b>      |             |              |
|   |  | _____                       |             |              |

| <b>AUTHORIZATION</b> |       |
|----------------------|-------|
| PRINT NAME:          | DATE: |

**ELECTRICAL EXHIBITION SERVICES**  
 1201 Houston Street, Fort Worth, TX 76102  
 Phone: (682) 410-9336  
 fortworth@edlen.com

|                   |   |                |                 |
|-------------------|---|----------------|-----------------|
| <b>EXHIBITOR:</b> |   | <b>BTH #</b>   |                 |
| <b>EVENT:</b>     | <b>Southwest Fuel &amp; Convenience Expo 2025</b> |                |                 |
| <b>FACILITY:</b>  | <b>Fort Worth Convention Center</b>               |                |                 |
| <b>DATES:</b>     | <b>June 9-11, 2025</b>                            | <b>EVENT #</b> | <b>065004FW</b> |

**FOR YOUR CONVENIENCE PLACE YOUR ORDER ONLINE AT [WWW.EDLEN.COM](http://WWW.EDLEN.COM)**

**IMPORTANT NOTES**

**ADDITIONAL CONNECTIONS**  
 If you have more than one machine or multiple connections on a machine, you must order an additional connection for each machine or connection within 20 feet of the outlet ordered. Otherwise you must order another outlet.

**AIR LINE RESPONSIBILITIES**  
 Edlen is not responsible for moisture, oil, or water in air lines, loss of flow, or increase in pressure in line to equipment. Exhibitor should supply their own filters, driers, or other equipment as needed. No compressors are permitted other than those supplied by Edlen unless they are a fixed part of your machine.

**WATER PRESSURE**  
 Pressure may vary. No guarantee can be made to minimum or maximum pressures. If pressure is critical, the Exhibitor should arrange to have a pressure regulator valve or pump installed. Edlen is not responsible for sediment, color or taste of water.

**LABOR NOTES**

**OUTLET DELIVERY**  
 There is a minimum labor charge of 1 hour to deliver and 1/2 hour to remove each air, water, and drain outlet. Outlets are delivered to the rear of inline and peninsula booths, and to one location in island booths. If a lift is required to drop the outlets from the ceiling, a 1 hour lift charge for installation and 1 hour for removal will apply.

**OUTLET DISTRIBUTION**  
 Once outlets have been delivered, the raming and/or distribution of services on the floor will be done on a time and material basis. A minimum 1 hour labor charge for installation and 1/2 hour for removal will apply.

**OUTLET CONNECTIONS**  
 Special equipment requiring company engineering or technicians for assembly, servicing, preparatory work and operation may be executed without Edlen plumbers.

**TERMS & CONDITIONS**  
 I agree in placing this order that I have accepted Edlen's payment policy and the terms and conditions of contract.

**UTILITY SERVICES** **ADVANCE REGULAR TOTAL**

**COMPRESSED AIR: 90-100 LBS. PSI**

|   |        |        |       |
|---|--------|--------|-------|
| _____ Air Outlet (call for a quote for 24-hour Air) | 354.00 | 531.00 | _____ |
| _____ Additional Connections within 20' of Outlet   | 136    | 203.00 | _____ |

**CFM REQUIREMENTS**  
**Must order CFM with air services. Refer to # 8 on Plumbing Terms, Conditions & Regulations.**

CFM (There is a 5 CFM minimum charge per outlet/connection) Total CFM = \_\_\_\_\_

|                                |      |         |       |
|--------------------------------|------|---------|-------|
| Total CFM _____ x ADVANCE Rate | 7.00 | =       | _____ |
| Total CFM _____ x REGULAR Rate |      | 11.00 = | _____ |

**WATER LINES** (Edlen is not responsible for sediment or the color or taste of water.)

|   |        |        |       |
|---|--------|--------|-------|
| _____ Water Outlet                                | 353.60 | 531.00 | _____ |
| _____ Additional Connections within 20' of Outlet | 136.00 | 203.00 | _____ |

# of connections required: \_\_\_\_\_ Size of connection: \_\_\_\_\_  
 PSI required: \_\_\_\_\_ GPM Required: \_\_\_\_\_

**DRAIN LINES** (If waste water contains hazardous materials, chemicals, or metals, Edlen cannot drain it.)

|   |        |        |       |
|---|--------|--------|-------|
| _____ Drain Outlet                                | 353.60 | 530.40 | _____ |
| _____ Additional Connections within 20' of Outlet | 135.20 | 203.00 | _____ |

Number of connections required: \_\_\_\_\_ Size of connection required: \_\_\_\_\_

**FILL & DRAIN LABOR** (Edlen is not responsible for sediment or the color of water)

|                       |        |        |       |
|-----------------------|--------|--------|-------|
| _____ 1 – 500 Gallons | 216.00 | 324.00 | _____ |
|-----------------------|--------|--------|-------|

**All water and air service will be reviewed and have the potential to be installed aerially. Labor and material charges will apply. You can request an estimate via email. Please send your order and floor plan to [fortworth@edlen.com](mailto:fortworth@edlen.com).**

**LABOR**

**Labor is required for all air, water, & drain lines, as well as distribution of services in your booth space or overhead. Complete the Plumbing Distribution form and include it with your order.**

**GAS & MISCELLANEOUS REQUIREMENTS (Call for a Quote)**

|   |              |  |
|---|--------------|--|
| <b>TRANSFER TOTAL TO BOX #4 ON METHOD OF PAYMENT FORM</b> | <b>TOTAL</b> |  |
|---|--------------|--|

PRINT NAME: \_\_\_\_\_

EMAIL: \_\_\_\_\_ PHONE: \_\_\_\_\_



# ELECTRICAL LAYOUT

**Advance Payment Deadline Date: 05/19/25**



**ELECTRICAL EXHIBITION SERVICES**  
 1201 Houston Street, Fort Worth, TX 76102  
 Phone: (682) 410-9336  
 fortworth@edlen.com

|                   |   |                |                 |
|-------------------|---|----------------|-----------------|
| <b>EXHIBITOR:</b> |   | <b>BTH #</b>   |                 |
| <b>EVENT:</b>     | <b>Southwest Fuel &amp; Convenience Expo 2025</b> |                |                 |
| <b>FACILITY:</b>  | <b>Fort Worth Convention Center</b>               |                |                 |
| <b>DATES:</b>     | <b>June 9-11, 2025</b>                            | <b>EVENT #</b> | <b>065004FW</b> |

**Go to the exhibitors tab at [www.edlen.com](http://www.edlen.com) for an exact grid to match your booth space.**

## POWER ORIGINATES FROM THE FLOOR IN THIS VENUE


Power is delivered from a floor port to a "main distribution point" in island booths and then distributed from that point. Indicate this location and all other outlet locations using the legend & grid below. Inline and peninsula booths need to provide this information only if power is needed at any other location than the rear of the booth. (See T&C page 3 for examples):

| INDICATE BOOTH TYPE | INDICATE SCALE & TOTAL SQ FT | OUTLET LEGEND   |
|---------------------|------------------------------|---|
| Island _____        | Example: 1 Square = 1 Foot   | <b>X</b> = Main Distribution Point    ▲ = 5amp/500 watt |
| Inline _____        | _____ Square = _____ Ft      | ◆ = 10amp/1000 watt    ● = 20amp/2000 watt              |
| Peninsula _____     | Total Square Footage = _____ |   |

Adjacent Booth or Aisle # \_\_\_\_\_

Adjacent Booth or Aisle # \_\_\_\_\_

Adjacent Booth or Aisle # \_\_\_\_\_



Adjacent Booth or Aisle # \_\_\_\_\_

# PLUMBING DISTRIBUTION

**Advance Payment Deadline Date: 05/19/25**



**ELECTRICAL EXHIBITION SERVICES**  
 1201 Houston Street, Fort Worth, TX 76102  
 Phone: (882) 410-9336  
 fortworth@edlen.com

|                   |   |                |                 |
|-------------------|---|----------------|-----------------|
| <b>EXHIBITOR:</b> |   | <b>BTH #</b>   |                 |
| <b>EVENT:</b>     | <b>Southwest Fuel &amp; Convenience Expo 2025</b> |                |                 |
| <b>FACILITY:</b>  | <b>Fort Worth Convention Center</b>               |                |                 |
| <b>DATES:</b>     | <b>June 9-11, 2025</b>                            | <b>EVENT #</b> | <b>065004FW</b> |

## PLUMBING JURISDICTION

The work described below falls within the jurisdiction of Edlen Plumbers and cannot be performed by any other union, I&D house or exhibitor. Contact our office for clarification regarding scope of work.

- Delivery of Air, Water and Fill & Drain lines
- Installation of lines delivered from overhead
- Distribution of Air, Water & Drain lines under carpet

### 1. REVIEW EACH SECTION AND COMPLETE LABOR ESTIMATE

#### A. Outlet Delivery & Removal

There is a minimum 1 hour labor charge for the delivery and 1/2 hour for the removal of each air, water and drain service. If a lift is required to drop services from overhead, a minimum 1 hour for installation and 1 hour for removal will apply.

#### B. Outlet Distribution Throughout Booth Space

Air, Water and Drain lines are brought to one location at the rear of inline, peninsula and island booths. If you require the distribution of services to any other location within the booth space, there is a minimum 1 hour labor charge for distribution and 1/2 hour for removal, or 1/2 the total time of installation, whichever is greater.

#### C. Outlet Connections

Connection to exhibitor equipment is included in the cost of the service.

### 2. DISTRIBUTION OF SERVICES IN BOOTH SPACE

#### A. Island Booths need to provide the following information:

1. The plumbing layout must indicate each outlet and its location with exact measurements.
2. Each location should indicate the type of service. All air locations must include CFM requirements.
3. The plumbing layout must reflect booth orientation. Use surrounding booth or aisle numbers.
4. Identify a main distribution point. Services are delivered to that point and then distributed to other locations.

#### B. Inline or Peninsula booths must provide the same information with the exception of the main distribution point. The main distribution point will be located at the rear of the booth space.

C. Date you will begin building your booth: \_\_\_\_\_ Estimated time: \_\_\_\_\_

D. Will you be utilizing any specialty floor covering other than carpet, such as vinyl or wood?

1. Describe flooring: \_\_\_\_\_

E. What time do you estimate needing the physical connection to your equipment? Date: \_\_\_\_\_ Time: \_\_\_\_\_

F. Show site supervisor: \_\_\_\_\_ Company: \_\_\_\_\_  
 Cell #: \_\_\_\_\_ Email: \_\_\_\_\_

G. This information allows Edlen the opportunity to expedite move-in by having your plumbing distribution complete prior to your scheduled move-in time. Complete the "Labor Estimate" Section below. Edlen will make every attempt to complete the work prior to your arrival.

| LABOR ESTIMATE |          |       |
|----------------|----------|-------|
| MAN HOURS      | RATE     | TOTAL |
| _____ ST       | \$100.39 | _____ |
| _____ OT       | \$150.46 | _____ |

|                        |       |
|------------------------|-------|
| <b>ESTIMATED TOTAL</b> | _____ |
|------------------------|-------|

**TRANSFER ESTIMATED TOTAL TO BOX #3 ON THE METHOD OF PAYMENT FORM**

| WORK RATE SCHEDULE |  |
|--------------------|--|
| <b>ST</b>          | Monday - Friday, 8:00 AM - 4:30 PM, except Holidays.                       |
| <b>OT</b>          | Monday - Friday 4:30 PM - 8:00 AM & all day Saturday, Sunday and Holidays. |

| AUTHORIZATION |       |
|---------------|-------|
| PRINT NAME:   | _____ |
| DATE:         | _____ |

**PLUMBING LAYOUT**

**Advance Payment Deadline Date: 05/19/25**



**ELECTRICAL EXHIBITION SERVICES**  
 1201 Houston Street, Fort Worth, TX 76102  
 Phone: (682) 410-9336  
 fortworth@edlen.com

|                   |   |                |                 |
|-------------------|---|----------------|-----------------|
| <b>EXHIBITOR:</b> |   | <b>BTH #</b>   |                 |
| <b>EVENT:</b>     | <b>Southwest Fuel &amp; Convenience Expo 2025</b> |                |                 |
| <b>FACILITY:</b>  | <b>Fort Worth Convention Center</b>               |                |                 |
| <b>DATES:</b>     | <b>June 9-11, 2025</b>                            | <b>EVENT #</b> | <b>065004FW</b> |

**Go to the exhibitors tab at [www.edlen.com](http://www.edlen.com) for an exact grid to match your booth space.**


**PLUMBING SERVICES ORIGINATE FROM THE FLOOR IN THIS VENUE**

**Water available in the East & West Exhibit Halls. AIR IN WEST HALL ONLY.**

Air, water & drain services are delivered from a floor port to a “main distribution point” in island booths and then distributed from that point. Indicate this location and all other outlet locations using the legend & grid below. Inline and peninsula booths need to provide this information only if these services are needed at any other location than the rear of the booth. (See T&C page 3 for examples):

| INDICATE BOOTH TYPE                             | INDICATE SCALE & TOTAL SQ FT  | OUTLET LEGEND   |
|---|---|---|
| Island _____<br>Inline _____<br>Peninsula _____ | <p style="color: red;">Example: 1 Square = 1 Foot</p> _____ Square = _____ Ft<br>Total Square Footage = _____ | <p><b>X</b> = Main Distribution Point</p> <p><b>W</b> = Water                                  <b>A</b> = Air</p> <p><b>D</b> = Drain                                        <b>AC</b> = Add'l connection</p> |

**Adjacent Booth or Aisle # \_\_\_\_\_**



**Adjacent Booth or Aisle # \_\_\_\_\_**

## PLUMBING TERMS, CONDITIONS & REGULATIONS

1. A complete order with payment and floor plan inclusive of a scaled layout (for island booths or any booth requiring distribution of plumbing services) must be received no later than the deadline date for advance payment rates to apply. Orders received without payment and required floor plan are not guaranteed advance rates. Orders received after the deadline date will be charged at the regular rate. A purchase order or photocopy of a check are not considered valid forms of payment for securing advanced rate.
2. To receive advance rates a complete order inclusive of a scaled plumbing layout must be received before the advance payment deadline date. The scaled layout must match the order and include plumbing locations and orientation. Any changes or additional services received after the deadline date will be charged the regular payment price.
3. In the event that totals are calculated incorrectly, Edlen reserves the right to make the necessary corrections. Exhibitors will be notified by email of any corrections made. This includes adding the required minimum CFM charges when applicable and labor charges.
4. All outlets will be installed on the floor at the back wall of inline and peninsula booths. All services ordered for island booths will be dropped to one location in the booth. Edlen will make every attempt to deliver these services to a location convenient to the exhibitor.
5. Distribution of services throughout the booth space, whether under the carpet, above the carpet or overhead is done on a time and material basis. Lift charges may also apply for overhead distribution.
6. Additional footage charges apply when an Exhibitor requires services that are further than 90 feet away from closest outlet and when dropped from overhead when services originate on the floor or columns.
7. Labor charges apply when an exhibitor requires services to be dropped from overhead when services originate on the floor or columns.
8. The CFM requirements (Cubic Feet per Minute) determine the volume of air required to properly operate exhibitors equipment. CFM is a labor charge for sizing and installation of the service infrastructure.
9. In some instances a pump is required to drain services out of an exhibitor's booth. When this occurs, time & material charges apply. Exhibitors are encouraged to contact Edlen to discuss any potential additional costs.
10. Connection to exhibitor equipment is included in the cost of the service. Special equipment requiring company engineering or technicians for assembly, servicing, preparatory work and operation may be executed without Edlen plumbers.
11. Service outlet size is determined by the volume required. Air line size is dictated by the CFM requirements and air line terminations vary.
12. Compressed Air is supplied during show hours only. If compressed air is required for non-show hours call for a quote.
13. Wall, column and permanent building utility outlets are not part of booth space and are not to be used by exhibitors.
14. Unless otherwise directed, Edlen personnel are authorized to cut floor coverings to permit installing service(s) ordered.
15. Pressure for Water Services may vary. No guarantee can be made of minimum or maximum pressure. If pressure is critical, the exhibitor should arrange to have a pressure regulator valve installed.
16. Natural Gas "when available" is not regulated by Edlen and is at the facility pressure. Call for price quote when available.
17. Gas & Cylinders "when available" 1025 - 1030 BTU per cubic foot at 7' water column pressure. Credit will not be provided on unused cylinders.
18. All equipment using water must have inlet and outlet properly tagged.
19. All equipment must comply with state and local codes.
20. Edlen will not be responsible for moisture or water in air lines. Exhibitors should supply their own filter or other equipment to handle moisture or water.
21. For gas cylinders or any other special requirements call for a quote. Delivery charges will apply to any specialty equipment delivered and removed from the exhibitor booths.
22. Edlen must have 30 days notice in order to supply special regulators, strainers, traps, etc.
23. Credit will not be given for services installed and not used. All orders are subject to a 25% cancellation fee if cancelled in writing and received by Edlen (21) calendar days or less prior to the first contracted event move in date. Except sales tax, Edlen will not refund overpayment in amounts less than \$50.00 unless specifically requested in writing.
24. If the event is cancelled within 90 days prior to the first contracted event move-in day all orders are subject to a 25% cancellation fee. No refunds will be issued for events cancelled on or after the first contracted event move-in day.
25. Claims will not be considered or adjustments made unless filed in writing prior to close of the event; no exceptions.
26. Credit will not be given for outlets installed or connections made and not used.
27. Payment in full for all plumbing services provided must be made in full prior to close of the event.
28. It is agreed that in the event it becomes necessary to turn this matter over to an attorney for collection, or to file a lien, or foreclosure, or otherwise, exhibitor will pay Edlen its attorney fees or applicable agency fees.
29. A service charge of \$25.00 will be assessed for all returned checks or declined credit cards.
30. A service charge of 1.5% per month on any unpaid balances will be made starting 10 days after date of invoice.
31. Exhibitor hereby agrees to all terms and conditions outlined on all order forms and the Edlen General Data Protection Regulation (GDPR) privacy policy which can be reviewed by visiting: <https://ordering.edlen.com/LegalNotices/Terms-Edlen-GDPR.pdf>

**POWER TO OPERATE ANY PLUMBING APPARATUS IS NOT INCLUDED.  
ALL ELECTRICAL REQUIREMENTS MUST BE ORDERED ON THE ELECTRICAL FORM.**

For further information please visit our web site @ [WWW.EDLEN.COM](http://WWW.EDLEN.COM)  
or call the number on the Plumbing Order form