

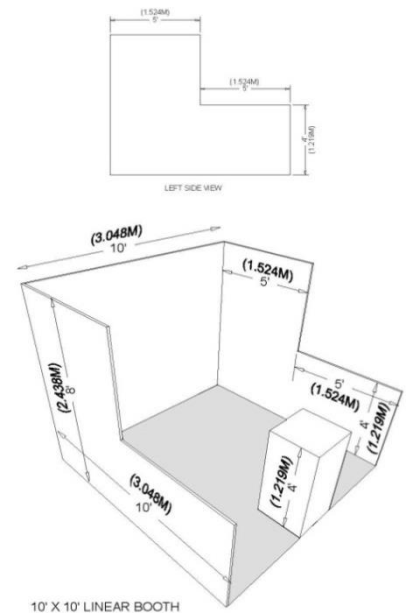
BOOTH DISPLAY GUIDELINES & RESTRICTIONS

1. If a portion of an exhibit booth extends over the height restrictions required for that specific booth type, the exhibit booth background will detract from the overall impact of the exhibit directly behind that booth regardless of how the rear of the offending exhibit is finished. It is our goal to provide each booth full visibility from the aisles. If an exhibitor's booth interferes with this sightline, the offending portion of the exhibit will be removed.
2. Any exhibits not in compliance with the below guidelines will be asked to move or remove their offending display by Show Management.
3. To obtain a copy of the "Official" IAEE Guidelines for Display Rules & Regulations published by the International Association of Exhibitions & Events – [Click Here](#)

Linear/In-Line Booths – 10' x 10' Increments

They are generally arranged in a straight line and have neighboring exhibitors on their immediate right and left, leaving only the front side exposed to the aisle.

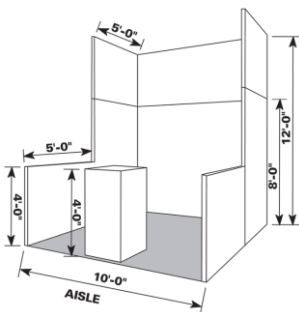
- **Use of Space:** All exhibit and display fixtures, products and signs must be arranged not to obstruct sight lines of neighboring exhibits.
 - **Back Wall Maximum Height Restriction:** 8' allowed only in the rear half of the booth space, with a 4' height restriction imposed on all materials in the remaining space forward to the aisle.
- *This back wall height and line of sight are key to consider when designing your booth property.*



Corner/Linear Booth – 10' x 10' Booth

A Corner Booth is a Linear Booth at the end of a series of in-line booths with exposure to intersecting aisles on two sides. You are permitted to take down the 3' side rail drape on the side exposed to the aisle.

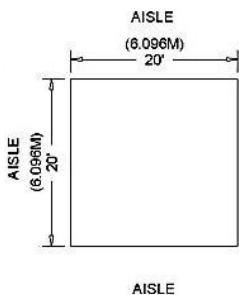
- All the above guidelines for Linear Booths apply.



Perimeter Booth – 10' x 10' Increments

Perimeter booth is a linear booth that backs to a perimeter wall of the exposition facility and not to another exhibiting neighbor.

- **Use of Space:** All exhibit and display fixtures, products and signs must be arranged not to obstruct sight lines of neighboring exhibits.
- **Back Wall Maximum Height Restriction:** 12' allowed only in the rear half of the booth space, with a 4' height restriction imposed on all materials in the remaining space forward to the aisle.

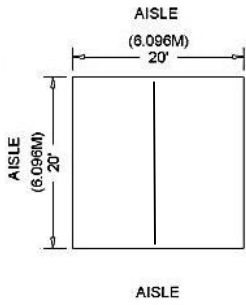


Island Booth – 20' x 20' Booth

An Island Booth exposed to aisles on all four sides, typically 20' x 20', but this year's plan has a couple of Island Booths 10' x 30' in size.

- **Use of Space/Height Restriction:** The entire content of the space may be used up to the maximum allowable height, which is usually a range of 16' to 20', including signage.

Split Island Booth – 10' x 20' Booth



A 10' x 20 Booth which has been split from a 20x20 Island Booth and exposed to three aisles. Shares a common back wall with another Split Island Booth. An 8' back drape goes the full length of the booth (20') with no side draping.

- **Use of Space/Height Restriction:** The entire content of the space may be used up to the maximum allowable height, which is usually a range of **16' to 20'** including signage.